

Waterhouses

community appraisal

2005

Waterhouses Community Appraisal 2005

Carried out by the Waterhouses Community Appraisal Steering Group supported by the Community Involvement Unit of Durham Rural Community Council.

Introduction

Following the successes of the Waterhouses Village Appraisal in 1995-6, the Waterhouses Community Appraisal Steering Group invited local people to take part in another appraisal, ten years on. The purpose is to develop a revised community appraisal document that reflects the current views and priorities of Waterhouses residents and provides information for a future action plan for the community.

In February 2005 a questionnaire was delivered to all 220 households in Waterhouses. A total of 75 questionnaires were returned representing the views of 167 people (average 2.2 per household). The response rate was 34%, less than in 1995 but still good for this type of survey.

This report presents the results of the 2005 survey and where appropriate makes comparisons with the findings of the 1995 appraisal. The 1995 appraisal was based on the responses of 106 households. Many of the 2005 survey questions invited written comment and responses. These comments have been analysed and incorporated in this document.

The percentages shown in the charts in this report are based on the numbers responding to the question. The base on which the percentages are calculated is shown in each case. Rather than reporting on questions in the order in which they were asked, we report on responses thematically and identify the question to which the data refers. The Appendix sets out the questions asked and provides a numerical summary of responses.

Contents

Households	2
Transport, Mobility and Access	4
Environment	7
Recreation and Leisure	10
Activities in Waterhouses	11
Education and Adult Learning	13
Crime and Safety	14
Traffic	14
Comments	15
Appendix	17

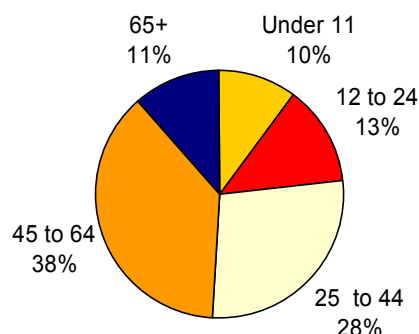
Households

Age profile

The age distribution of those who responded to the survey is similar to that in 1995 though the percentage of people aged 45 to 64 has increased.

The table compares 1995 and 2005 data. Note that slightly different age bands were used in 1995 and 2005. The estimate of change is therefore approximate.

Age	1995	Age	2005	Approx % change
0-12	13%	0-11	10%	-2%
13-21	9%	12-24	13%	-4%
22-45	33%	25-44	28%	-4%
46-64	29%	45-64	38%	+9%
65+	16%	65+	11%	-5%



Age profile

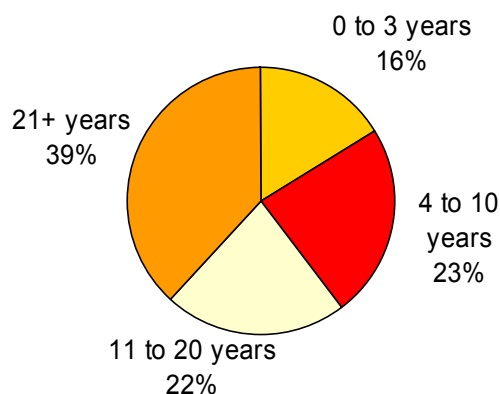
This chart shows the ages of the 167 people represented in the survey returns. (Question 1)

Living in Waterhouses

Most respondents have lived in Waterhouses for a long time. 61% have been here more than ten years.

The pattern has changed a little since 1995.

Years in Waterhouses	1995	2005	% change
0-10 years	41%	39%	-2%
11 to 20 years	16%	22%	+6%
20+ years	43%	39%	-4%



Years of living in Waterhouses

Number of households responding: 73 (Question 2)

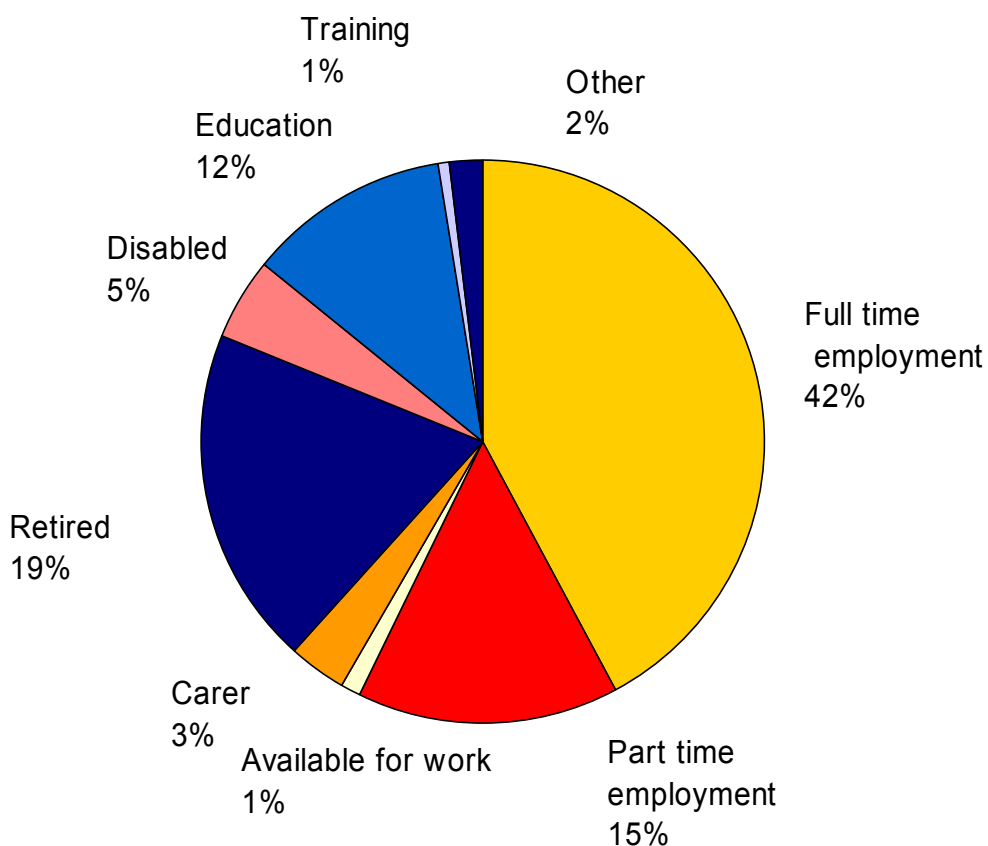
Reasons for living in Waterhouses

62 households responded to the question "Why do you live in Waterhouses?" Many identified several reasons at once. The most frequently mentioned were:

- Quiet, rural, peaceful, scenic, countryside, beautiful (mentioned 35 times)
- Close to Durham, to work, to facilities (mentioned 20 times)
- Friendly people, community spirit (mentioned 16 times)
- Born and bred (mentioned 11 times)
- Just like it (mentioned 6 times)
- Self-build opportunity/cheap housing (mentioned 3 times)

The most common combination of reasons was that Waterhouses is a peaceful, rural location that is also close to Durham city.

Employment, education, caring and retirement



This chart shows the employment status of the 154 people represented in the response to Question 4. **How many in your household are in employment, education, caring or retirement?**

The table below compares responses to this question in 1995 and 2005.

	1995	2005	Change
Full time employment	36%	42%	+6%
Part time employment	11%	15%	+4%
Available for work	2%	1%	-1%
Carer	6%	3%	-3%
Retired	23%	19%	-4%
Disabled	4%	5%	+1%
Education	11%	12%	+1%
Training	1%	1%	-
Other	6%	2%	-4%

Transport, mobility and access

Cars

90% of households have use of a car. This is an increase compared to 1995 when the figure was 78%. 53% of households now **have use of two** or more cars. (Question 5)

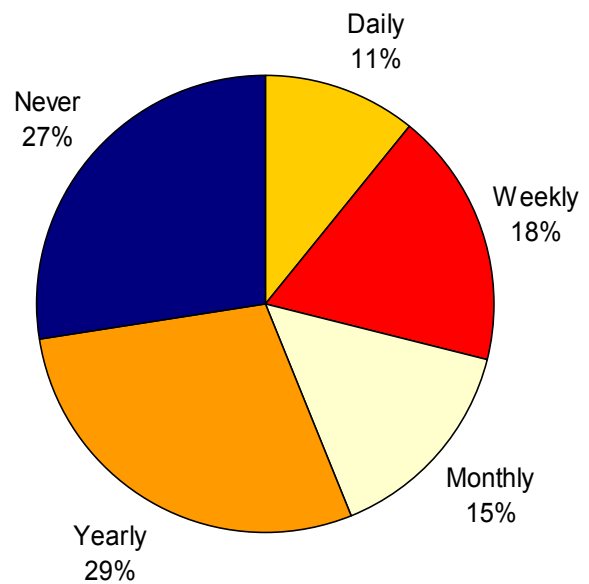
Does the household have use of a vehicle?

None/no reply	10%
One car	36%
Two cars	49%
More than two cars	4%
Base: 75 responses	

Using public transport

Less than half the respondents were regular users of public transport. Overall, this is about the same as in 1995.

Different categories were used in 1995 so we cannot compare like with like. The trend seems to be that people are now making fewer *routine* journeys by public transport, but are making more use of public transport for *infrequent* trips.

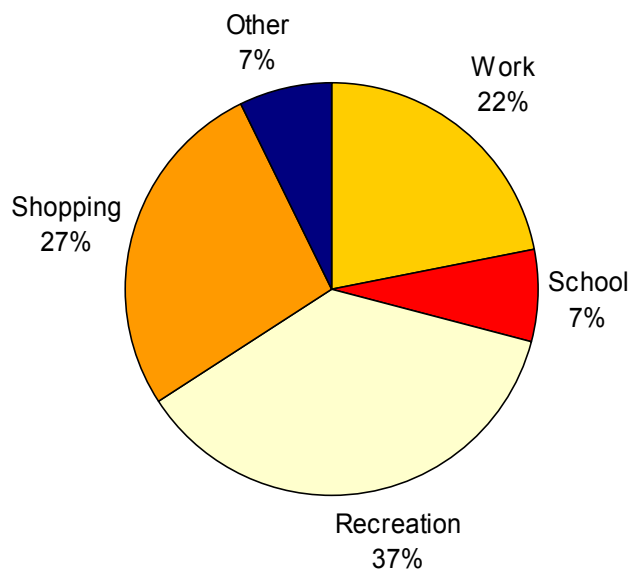


Standard of service

Of the 48 who commented on the standard of service, between 60 and 70% were happy with the frequency and reliability of public transport.

Travel times, routes available and cost were more of a problem. 59% were unhappy with the routes available and 57% were unhappy with travel times. (Question 7)

How often do you use public transport? Base: 73 responses (Question 6)



We asked about **Reliance on public transport**. (Question 10)

The chart alongside shows responses to the question "Do you rely on public transport to get to work, school/college, recreation, shopping or other?"

Reliance on public transport Base: Number of destinations identified: 41

Do you have difficulty getting on buses with push-chairs, wheelchairs or shopping? (Question 13)

Four had problems getting on buses.

One commented "pushchairs - easy access rarely works on the bus and the driver does not assist".

Would you use public transport more if it were more widely available? (Question 11)

60% of those responding said they would use public transport more if it were more widely available.

Where are you most likely to travel to using public transport? (Question 12)

The most likely destinations Durham (41 mentions); Newcastle and Esh Winning (9 each); Crook and Consett. (5 each). Others listed included: Washington, Bishop Auckland, Hexham, Wolsingham, Darlington, Lanchester, Langley Park, Leeds, Cornwall and Wales!

Do you have problems getting to ... hospital, doctor, to collect prescription, go to the library or to shops? (Question 14)

15% of people responding to this question had problems getting to hospital visits/appointments; 11% had problems getting to the doctor or to collect a prescription. Less than 5% found it difficult to get to shops or library. Those who commented complained about the timing of buses - "you don't have time to do your shopping and get the next bus back"; and about the unpredictability of whether buses will have easy access or not.

Suggestions for improving public transport (Question 9)

There is no doubt that respondents want a bus service to Durham and back that starts earlier in the morning and that finishes much later in the evening. More than half the responses were to do with bus times on this route. For example:

"The last bus from Durham is 5.10pm which is stupid, it should carry on until at least 9pm";
"much later bus back from Durham"; "Night time service into Durham"; "Doesn't get into Durham early enough".

A number of respondents suggested hopper busses, post buses or mini-buses that would run to more destinations for example: Crook, Tow Law, Bishop Auckland, Lanchester and Langley Park.

"I can only travel to Durham and points in between. A smaller post-bus could take me in the other direction".

About a quarter of those responding suggested cheaper or subsidised fares.

A few were keen to see more direct services and better connections, for instance with express services to Newcastle.

Access and mobile services

Would you use a prescription delivery service? (Question 15)

25% of those who responded would use a prescription delivery service.

Are you aware of the GP car scheme? (Question 16a)

65% of those who responded were **not** aware of the GP car scheme.

Are you aware that the 8.30 am school bus to Esh Winning can be used by the public? (Question 17)

53% of those who responded were **not** aware of this.

Do you have any other problems with transport? (Question 18)

5% identified problems to do with bus times and routes, with the state of the roads and the cost of fuel from the local garage.

Would you be interested in mobile services like a grocer's van, ice cream van, green grocer's van? (Question 19)

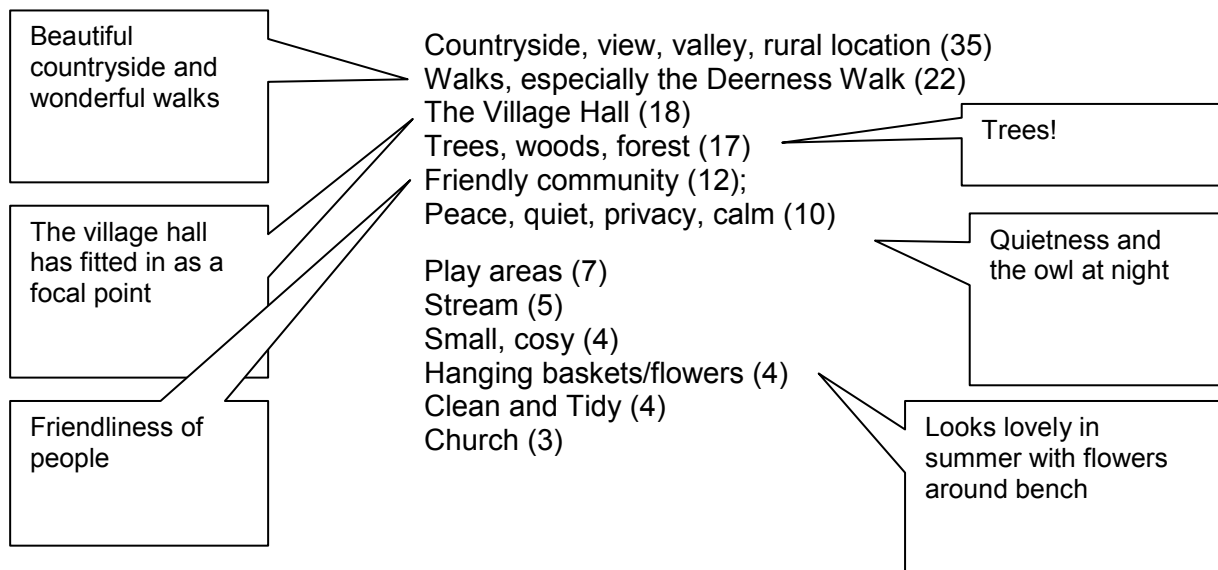
Of the 57 interested in mobile services, there was most enthusiasm for an ice-cream van and a green grocer's van (32% each), followed by a grocer's van (28%) and "other" (7%), which included baker's van, a newsagent and a fish and chip van.

The comments suggest that existing mobile services, and knowledge of them, could be improved. For example, there was some uncertainty about where the butcher's van goes. One person wanted mobile services outside office hours. Another noted that "Richard Bevan's green grocery van comes every Friday afternoon and has done for years. Ringtons tea van comes every fortnight and has done for years".

Environment

82% were happy with the general appearance of Waterhouses (Question 20)

Respondents were invited to list four aspects of Waterhouses that they liked most. This is what they said. (Question 22)



Respondents were asked to identify **areas or buildings in need of attention or which cause you concern**. (Question 21)

Those identified by two or more respondents included:

- The land between Ivesley Cottages and Hedley Hill Terrace
- Scrap cars in Hamilton Row
- Church Hall - needs updating
- Black Horse pub and car park
- No 19 Hedley Hill Terrace
- Area behind bus stop in Hedley Hill Terrace
- Gable end of No. 7 Station Street

(Listed in order of the frequency with which they were mentioned).

Local problems (Question 24)

The five **most commonly mentioned** problems were with:

1. Fly Tipping (38) Especially on cemetery road, crook bank, between the church and Hamilton Row, and in the woods.

2. Dog Fouling (36).

Especially on the railway line (more dog bins suggested), but also on other paths and walkways.

3. Off road motorbikes/quads (31)

Especially on the railway line and in the woods.

4. Litter (26)

Everywhere! Along the road, in the beck in the woods (more litter bins suggested on the railway line and in the play area behind the hall).

5. Car/Motorbike parking (26)

On every street in the village; church parking; double parking in Hamilton Row; The rear of Hamilton Row i.e, 41-55 has become a lorry park

Other issues, listed in order of the frequency with which they were mentioned:

Vehicles on footpaths (Hamilton Row; outside church; Hamilton House, Hedley Hill Terrace)

Play areas (want ordinary swings that anyone can use (not all with safety rails for toddlers); safe matting/better drainage/equipment; dog free area at Hedley Hill Terrace; don't need new play area/waste of money on new play area behind hall, missing gate on park).

Recycling (want more facility to recycle plastics/cardboard/garden waste/batteries, larger green bins with lids/more frequent collection).

Flooding and drainage (playing field at Hedley Hill Terrace, Russell Street, Station Street, rear of Ivesley Cottages).

Street lighting (too much of it already; want more in Cemetery Road, behind Ivesley Cottages).

Dog waste bins and litter bins (more required).

Vandalism (around phone boxes; play area).

Respondents wanted fewer **stray dogs** but they wanted more **bus stops/shelters** (Hamilton Row);

public seating (e.g. at Hedley Hill Terrace playing field); **public paths; grassed areas, telephone boxes and open spaces.**

Local problems, continued...

The **most important** of these issues were thought to be: (Question 24b)

- Dog fouling
- Litter/fly tipping
- Motorbikes/quad bikes on the railway line
- Parking
- Flooding/drainage
- Play areas

In response to the question “Are there areas where there is restricted access for push-chairs, disabled or elderly?”, respondents had this to say: (Question 25)

- “better access to woodland for the elderly”
- “problems with parked cars/parking on pavements”
- “gaps in the fence from Hedley Hill Terrace to the footpath are too narrow”

Is there a need to improve the condition of the unadopted roads in the village? (Question 29)

65% of the 69 who responded thought there is a need to improve the condition of the un-adopted roads.

Many complained about the “disgraceful” state of these roads and about the risks they present to the elderly and to children.

Two people suggested that the Local Authority should be persuaded to adopt these roads.

Do you support the idea of a Riverside picnic area? (Question 28)

78% of the 71 who responded were keen on a picnic area. Comments were that it should have litter bins, a communal BBQ, access via a new bridge and that the beck would have to be cleaned up.

Use of local facilities

This table shows the percentage of respondents **using local facilities** (Question 26)

	Frequently	Sometimes	Never	Number of household responses
Play areas	42%	22%	36%	64
Public paths	83%	15%	1%	73
Football club	8%	32%	59%	56
Village Hall	38%	52%	10%	71

Respondents are keen on having **more** of the following (listed in order of popularity) (Question 27)

- Hanging baskets/floral displays throughout the village, on lamp posts
- Encouragement of wildlife
- prevent bird shooting; bat/bird boxes on the railway line, more trees
- Improved access to the river
- Improved access to woodland
- Public seating on Deerness walk
- Allotments
- Village compost scheme

Recycling

85% of the 74 who responded were aware of the Council's free service for collecting unwanted heavy household goods. (Question 30)

82% of the 76 who responded were happy with the fortnightly kerbside recycling collection. (Question 31)

Suggestions for improvement were to have larger bins with lids - “reduce size of wheelie bin and increase size of recycling bin” - a more frequent and reliable collection and a facility for recycling plastic, cardboard, batteries and green waste. (Question 32)

Gas and Electricity

68% of the 74 who responded would be interested in a gas supply (Question 33)

24% of the 70 who responded had difficulty with the electricity supply (Question 34)

Have you any opinions about building development in Waterhouses? (Question 23)

69 respondents had an opinion on this matter but views were very divided.

Of the 40 who commented, just under half (17) were *totally against further development of any kind*. For example: "We don't need any more"; "No more!"; "There should be no more building in the village"

Just over half (23) were *against specific types of new development*, but not against *all* development. For example, some said "no new estates", "no ribbon development", "no more building other than terrace houses", "don't do anything to spoil the village"; "don't do anything to affect its feel"; "would not like it to become extensive and spoil the countryside"; "hope the village is not spoiled by too many new houses being built on perfectly good fields".

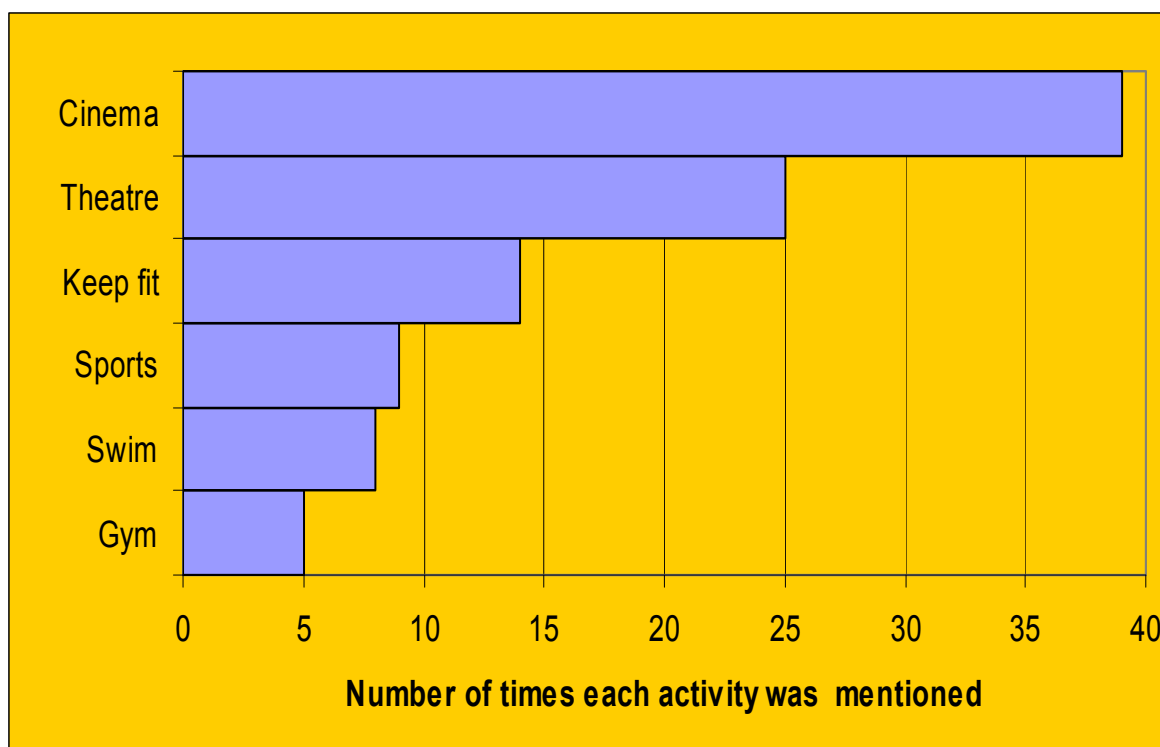
Amongst the 23, a few were in favour of development "in moderation" or providing it was affordable for locals. For example "Limited development should be allowed. Villages need new properties and an influx of new people."

One was against a fishing lake. One was against more windmills. Two wanted more windmills.

Recreation and Leisure

This chart shows the most popular recreational activities identified in response to the question "Do you use recreational or leisure facilities inside or outside Waterhouses?" (Question 35).

The chart shows activities mentioned five times or more.

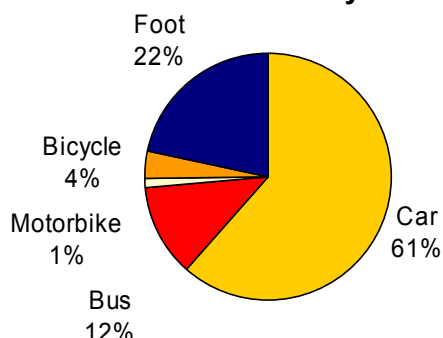


Recreation and leisure continued...

Other things people like to do: Art, Climbing Walls, Concerts, Cycling, Dancing, Education, Floorball, Football, Gardening, Golf, Libraries, Mums-tots, Pubs, Restaurants, Shopping, Social Club, Societies, Tae Kwondo, Walking, Wine Club, Yoga.

How do respondents get to leisure/recreation facilities in Waterhouses and beyond? (Question 36)

Means of transport used to get to leisure/recreation facilities in Waterhouses and beyond



This chart shows the distribution of the means of transport used. (means of transport were identified 83 times - households could identify more than one means of transport).
Base: 83 responses


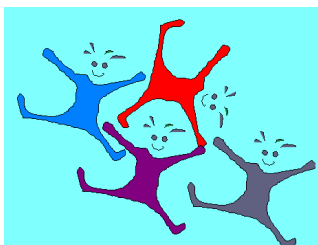
Activities in Waterhouses

62% of the 167 people represented in the response to this survey used the Village Hall (Question 44)

Belonging to Waterhouses clubs

45% of respondents belonged to one or more clubs or societies in Waterhouses

- Arts and Crafts
- Cinema
- Cycling club
- Floorball
- Grub club
- Keep fit
- Mountaineering
- Pilates
- Social Club
- Theatre club
- Toddler group
- WI
- Wine club



Additional facilities respondents would like to see in Waterhouses

Heated indoor swimming pool; repair the church bells; BBQ area; greater variety of opportunities in the Village Hall.

Views on recreational facilities for children aged 11-18 in Waterhouses (Question 37)

There could be more activities in the Village Hall for this age group, e.g. brownies; professionally run youth club; could have a five-a-side pitch or basketball pitch behind Hedley Hill Terrace; monthly youth disco; table tennis, snooker, badminton.

78% of the 41 who responded thought there should be a youth club. (Question 39)

44% of the 34 who responded thought it was difficult for young people to get to Durham (Question 38). One respondent commented:

“when my child lived at home I was a permanent taxi driver and I don't think it has improved much since then”

Others complained about the limited evening bus service.

**More night classes.
More events held in the evenings and at weekends**



Activities respondents would be interested in joining if available
(Question 42)

Allotment society
 Book club
 Bowls (evening)
 Bridge. (not beginners)
 Computer courses
 Dancing
 Digital photography
 Guitar
 History
 Judo
Keep-fit (evening) (3)
 Pilates (evening)
 Running club
 Tai chi, chi gong, meditation
Yoga (4)


Most frequently mentioned suggestions are shown in bold typeface

The Cinema club operates on alternate Wednesdays at 7.30pm. Is this an appropriate time? (Question 48)

56% of the 25 who responded were happy with Wednesday evenings
 13% of those who responded did not want to go to the cinema anyway
 30% of those who responded had a range of other suggestions:
 Sunday; some afternoon films 'golden oldies'; week ends.

Activities respondents would attend if available in the Village Hall
(Question 45)

Aerobics
 Art
 Ballroom dancing
 Book club
 Bowls (evening)
 Bridge (not beginners)
 Children's dancing/gymnastics/events
 Cinema
 Coffee morning.
Computer (8)
 Crafts ie, stained glass making course
 Cricket team
 Digital photography for beginners/evening photography club
 Walking club (evening)
 Family events
 Fencing
 Fetes
 Guitar
History/local/village history/family history (11)
 Holistic therapies
 Keep fit (3)/aerobics/keep fit (evening)
Languages (7) French, Spanish, Italian
 Pilates (evening)
 Salsa dancing
 Social evening
 Tai chi (2) chi-gong, meditation
 Weight watchers
Yoga (evening) (7)



Reasons why respondents are restricted from using facilities (Question 43)

7 responses of which 5 were about time, full time work; 2 dislike the organisation/the people involved, bad experience.

Does anything prevent you from becoming involved in community activities at the Village Hall? (Question 46)

24 responses of which 16 are to do with time, full time work, work commitments; 2 relate to babysitting/child care; one to old age/disability; 4 dislike the organisation/the people involved, bad experience/felt unwelcome.

Finding out about what is on at the Village hall

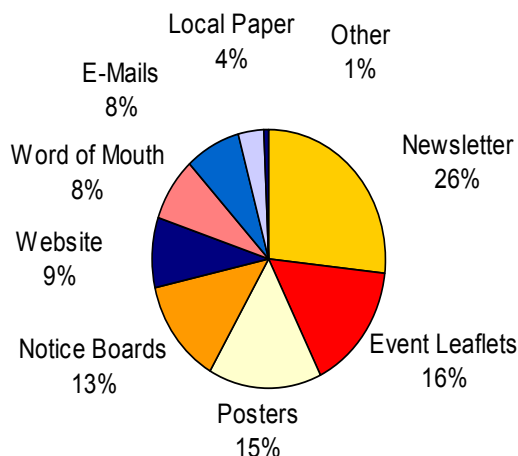
Information about what is on at the Village Hall is available at WWW.WATERHOUSES.INFO



Those who commented on sources of information wanted flyers and they wanted the monthly list of events re-instated.

This chart shows how respondents want to find out about activities or events in the Village hall

(Question 47)



Education and Adult Learning

Getting to and from school (Question 50)

Just over half school children go to school by bus. The rest go by car. (17 respondents in total)

Which school do school children attend?

(Question 49)

Esh Winning (5)

Deerness Valley(3)

Durham (8)

Stanley Crook (1)

A third have problems attending after school activities (Question 51)

As one said, "It is difficult to get back after 5pm"

Accessing adult learning (Question 52)

Six are not interested in adult learning and six might be but had problems with childcare or with the cost.

Type of evening class or educational opportunity respondents would like to take part in: (Question 53)

Computer course/internet use/with a recognised qualification at the end (4)

Crafts ie, stained glass making course

Dance

Foreign language – Spanish, French or Italian (9)

Pilates

Tai-chi, chi-gong, meditation

Yoga

Crime and safety

80% of 73 respondents are aware of the neighbourhood watch scheme. (Question 54)

20% of 50 respondents are interested in finding out more about home security and crime prevention. (Question 55)

Traffic

Would you like to see more prominent signs where the Deerness Valley walk crosses the road by the Black Horse? (Question 56)

44% of the 63 responding to this question say "yes".

Comments: have a red coloured area on the road or yellow lines; do have more signs; don't have more signs; do have traffic calming, alter the walkway so that horses can be taken slowly towards the road; have a finger post.

Traffic Calming (Question 57)

60% of the 68 responding to the question "Do you think we need traffic calming measures through the village?" answered "yes" but respondents disagree about what form this should take.

Speed bumps are popular (12 in favour) but a few (3) don't want them at all. There is some support for road narrowing/chicanes, reminders of the speed limit painted on the road/flashing warning signs to tell drivers of the speed limit. A couple want more police and speed cameras.

Trouble spots

- People coming down the hills to the Black Horse
- The back lane at Hedley Hill Terrace
- Hamilton Row
- Russell Street

One idea was to move the road to the old railway line.

Public Parking - do you have any problem with public parking in the village? (Question 58)

30% of the 63 who responded to this question did have a problem with public parking.

Comments focus on:

- Russell Street - suggestion for double yellow lines at the front
- Hamilton Row parking on pavement
- Sometimes difficult at Village Hall when events take place
- St Paul's church
- Perhaps car parking could be combined with traffic calming

Comments

Comments included here identify issues not covered elsewhere in the report.

Who lives in Waterhouses?

In general Waterhouses is a very nice village to live in but over the last 10 years house prices have risen beyond a joke. This has made it virtually impossible for the young families to stay in Waterhouses. Its no good having a nice village if it is only going to be lived in by elderly people and people who are from out of the area. With this being the way it is, most of the people in the village don't know each other. The village once had recreational facilities that all ages could use, but now it has been taken over by the Esh Winning Football Club. The old Cricket field stands empty, the bowling greens have a house being built on them, plus tennis courts.

Church

Take church hall down, landscape around the church, hanging baskets, lawns, make the church a focal point of the village. We have a lovely church, lets show it off.

Other facilities

A small post office in the Village and a small store would be fantastic.

We would love to have a mains gas supply for convenience and for the environment.

Village Hall

Thanks to the people who are involved especially the people who help with the Village Hall.

Invite church to use Village Hall at price to cover heating only.

We have only lived here for 9 months but I am really impressed with the amount of things going on in the community centre ie, cinema, coffee mornings etc.

Keep your 'no smoking' policy.

Someone is obviously trying very hard to keep the small village community spirit going and those responsible should be very proud of their efforts there are not enough people around these days who make this kind of efforts so well done.

What you should be doing is:
 help our senior citizens;
 help the young people;
 don't waste our money on "nice to have" schemes;
 maintain the village as it is now.

Two respondents were critical of the current committee.

Cars and roads

Derelict cars parked in front of garages.
 Hamilton Row.
 Lights up to cemetery and along to football ground.
 All black lanes resurfaced.
 Cemetery to be signposted.

Rubbish

Dumping of "works waste" i.e. water tanks, building materials to rear of properties. Old disused vehicles storing waste – unsafe for children.
 Old car batteries leaking contents.

Rose Terrace...

is in no mans land between Waterhouses and East Hedleyhope. Need to be kept informed.

New Play areas

Two respondents thought the new play area behind the Village Hall was a total waste of money.

Comments continued....

Dogs

Would like to see more signage re – dog fouling and more bins. Maybe community centre could hold awareness scheme (on dog fouling) and (provide) free dog bags.

Lovely village, good sense of community, feels safe and welcoming. Only real issue – dogs not on lead or disciplined on walks – have been bitten, scratched and pounced on.

In general, Waterhouses is a lovely small community, but for me the biggest asset is the direct access to the countryside, public walkways and access to public rights of way, however, every time I set out on a walk from my doorstep I have to negotiate piles and piles of dog muck. The problem of always having to look at piles of dog muck is particularly bad along the Deerness Valley from the Black Horse PH to the play area at Waterhouses. It can be found everywhere, on the grass verges, slap bang in the middle of large grassed areas and often right in the middle of the track or footpaths in the village.

Horses

Keep horses from going through cemetery, make them go round.

Environmental improvements

Waterhouses is a picturesque little village and more could be made of the access to and tidying up, landscaping etc of the stretch of the river Deerness from Hamilton Row down to Alderson's garage.

Better drainage of Hedley Hill Terrace playing field.

Trees down Crook bank want cutting back to let daylight to road.

Pub

Would love to see it have a good food venue and garden developed (food including quality vegetarian food).

Grit

More gritting on the roads; grit boxes for bad weather.

Broadband

Would like to have it [it is now available].